

# Exceptional Performance & Quality!

## GB Hydraulic Breaker



---

### **GB Industries co.,ltd. (Head Office & Factory)**

30, MTV 27-ro, Siheung-si, Gyeonggi-do, Korea  
Tel : +82 2 3663 2833 Fax: +82 31 988 2208  
E-mail : info@gbhammer.com

### **GB Europe branch**

Bovendijk 218, 3045PD Rotterdam, The Netherlands  
Tel : +31(0)10 4189824 Mobile : +31 6 5356 9067  
E-mail : jang@gbhammer.nl

### **GB America Inc.**

10700 Jersey Blvd, Suite 520 Rancho  
Cucamonga, CA 91730 USA  
Tel : +1 909 360 6003  
E-mail : jskim@gbhammer.com

### **GB Shanghai Construction Machinery Co.,Ltd.**

Room 319, No. 29, Lane 26, Hexuan Road,  
jiading district, Shanghai China  
Tel : +86 021 39556451~3 Fax: +86 021 39556450

---

[www.gbhammer.com](http://www.gbhammer.com)

[www.gbhammer.com](http://www.gbhammer.com)



**GB makes Good Breaker  
Good Business with GB**

## **Hydraulic breaker**

Gas Assisted type breaker - T Series / F Series / E Series / HD Series

Fully Hydraulic type breaker - H Series



# INTRODUCTION OF GENERAL BREAKER

Since GB was founded in 1998, we have been focusing on Hydraulic Breakers and successfully obtained an excellent reputation. As a result, GB has a global network in more than 75 countries all over the world and continually strives to maximize the satisfaction of our customers by offering high-quality products at a competitive price.



The name of passion, GB



Wide range of hydraulic breaker  
up to 100ton class (GBN1000E)





Accumulated technology from 1998

Rule the world with GB Power!

We are committed to continue doing our best in order to achieve our goal in the future

“  
**Best hammer in the world !**  
”

# THE BEGINNING OF A NEW HISTORY



In 2020, our factory was newly constructed to have a more advanced production line and improve productivity. A vertically integrated production facility from Materials to Machining and Heat treatment.

This “In-house production system” enables us to provide the customer with the highest quality of breakers & tools, as well as, the competitive prices within a short production time frame.



## Internal Valve type Breaker T Series (GBN10T ~ GBN170T) & F Series (Accumulator type) (GBN210T ~ GBN400T)

- Exceptional Power and Productivity
- High return on investment
- Easy service and maintenance



### Option

- 1) Auto grease system : GBN70T above~
- 2) Anti Blank Firing system : GBN140T, 210T, 220T available
- 3) Underwater system (Air vent hole) : GBN60T above~

Description		Model	UNIT	T-SERIES								F-SERIES		
				GBN10T	GBN20T	GBN30T	GBN45T	GBN60T	GBN70T	GBN100T	GBN140T	GBN170T	GBN210T	GBN220T
Operating Weight (Tool + M/C)	Silenced	Kg	135	145	180	250	310	380	570	890	1,200	1,700	1,930	2,400
		lb	298	320	397	551	683	838	1,257	1,962	2,646	3,748	4,255	5,291
	Open Top	Kg	75	86	160	225	324	380	613	850	1,280	1,800	2,020	2,640
		lb	165	190	353	496	714	838	1,351	1,874	2,822	3,968	4,453	5,820
Tool (Moil Type)	Weight	Kg	4	6.0	9	12	20	25	41	59	97	125	129	193
	Diameter	mm	40	45	53	60	70	75	90	100	125	135	140	155
Operating Pressure (Breaker)		bar	80~100	80~100	90~120	100~130	95~130	100~140	130~160	150~170	150~170	160~180	160~180	160~180
		psi	1,160 ~ 1,450	1,160 ~ 1,450	1,305 ~ 1,740	1,450 ~ 1,885	1,377 ~ 1,885	1,450 ~ 2,030	1,885 ~ 2,320	2,175 ~ 2,465	2,175 ~ 2,465	2,320 ~ 2,610	2,320 ~ 2,610	2,320 ~ 2,610
Setting Pressure (Machine)		bar	150	150	150	160	170	180	190	200	200	210	210	220
		psi	2,175	2,175	2,175	2,320	2,465	2,610	2,755	2,900	2,900	3,045	3,045	3,190
Impact Rate		bpm	800~1,400	700~1,200	600~1,100	500~1,000	450~1,000	475~950	480~850	450~780	420~730	350~680	280~550	280~550
Accumulator Pressure (N2-Gas)		bar/psi	NONE ACCUMULATOR								60 / 870			
Back Head Pressure (N2-Gas)		bar/psi	14/203	14/203	16/232	16/232	16/232	16/232	16/232	16/232	16/232	16/232	16/232	16/232
Required Oil Flow		l/min	15~30	20~35	25~50	30~60	34~60	40~80	45~85	85~110	100~120	120~150	120~150	160~240
		g/min	3.9~7.9	5.3~9.2	6.6~13.2	7.9~15.8	8.9~15.8	10.5~21.1	11.8~22.4	22.4~29	26.4~31.6	31.6~39.6	31.6~39.6	42.2~63.3
Suitable Excavator	Min	ton	0.8	1.2	2.5	3	3.5	6	6	10	15	18	20	28
	Max	ton	2.5	3	4.5	5.5	7	9	13	17	20	28	30	40
	Suitable	ton	1	2	3	5	6	7	10	14	17	20	24	34

## External Valve type breaker (GBN170E~GBN400E)

- Widely used common parts for easy service & maintenance.
- More competitive prices

## Heavy-duty breaker (GBN645E ~ GBN1000E)

- HD-Series are designed to maximize the force and energy needed to break hard rock.
- High operating efficiency!



### Option

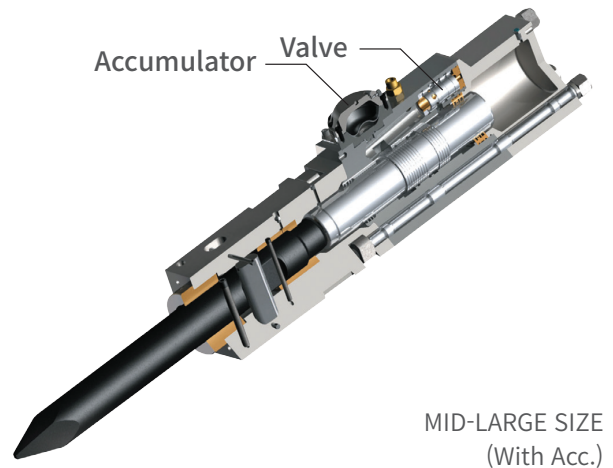
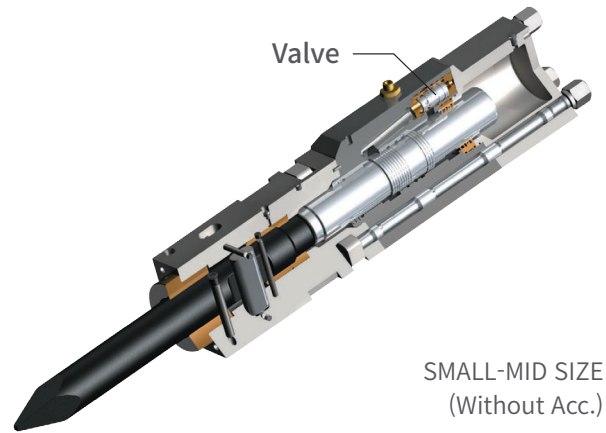
- 1) Auto grease pump : All model available
- 2) Underwater system : All model available

Model		UNIT	E-SERIES				HD-SERIES					
			GBN170E	GBN220E	GBN300E	GBN400E	GBN645E	GBN745E	GBN770E	GBN800E	GBN900E	GBN1000E
Operating Weight (Tool + M/C)	Silenced	Kg	1,120	1,750	2,200	2,800	2,850	3,300	3,800	4,800	6,300	10,500
		Lb	2,469	3,858	4,850	6,173	6,283	7,275	8,378	10,582	13,889	23,149
	Open Top	Kg	1,280	1,820	2,390	2,950	3,050	3,400	3,900	5,050	6,430	10,750
		Lb	2,822	4,012	5,269	6,504	6,724	7,496	8,598	11,133	14,176	23,700
Tool (Moil Type)	Weight	Kg	88	120	162	213	174	236	279	326	415	470
	Diameter	mm	120	135	150	160	155	165	175	190	208	230
Operating Pressure (Breaker)		bar	150 ~ 170	160 ~ 180	160 ~ 180	160 ~ 180	150 ~ 190	160 ~ 190	160 ~ 200	160 ~ 200	180 ~ 205	220 ~ 240
		psi	2,175~2,465	2,320~2,610	2,320~2,610	2,320~2,610	2,134~2,702	2,276~2,702	2,276~2,845	2,276~2,845	2,610~2,973	3,190~3,480
Setting Pressure (Machine)		bar	200	210	220	220	240	240	250	250	250	270
		psi	2,900	3,045	3,190	3,190	3,480	3,480	3,625	3,625	3,625	3,915
Impact Rate		bpm	400 ~ 750	350 ~ 700	300 ~ 650	260 ~ 450	300 ~ 500	300 ~ 500	250 ~ 500	250 ~ 500	170 ~ 220	140 ~ 170
Accumulator Pressure (N2-Gas)		bar/psi	60 / 870				60 / 870					
Back Head Pressure (N2-Gas)		bar/psi	6 / 87	6 / 87	6 / 87	6 / 87	17 / 246	17 / 246	18 / 261	18 / 261	18 / 261	18 / 261
Required Oil Flow		l/min	90 ~ 120	125 ~ 150	150 ~ 190	180 ~ 250	180 ~ 250	180 ~ 250	210 ~ 280	220 ~ 290	230 ~ 300	360 ~ 430
		g/min	23.7 ~ 31.6	33 ~ 39.6	39.6 ~ 50.1	47.5 ~ 66	47.5 ~ 66	47.5 ~ 66	55 ~ 74	58 ~ 76.5	61 ~ 79	95 ~ 114
Suitable Excavator	Min	ton	14	18	24	33	33	33	45	45	55	70
	Max	ton	20	28	36	50	50	50	55	70	100	150
	Suitable	ton	17	20	30	40	40	40	50	55	70	100

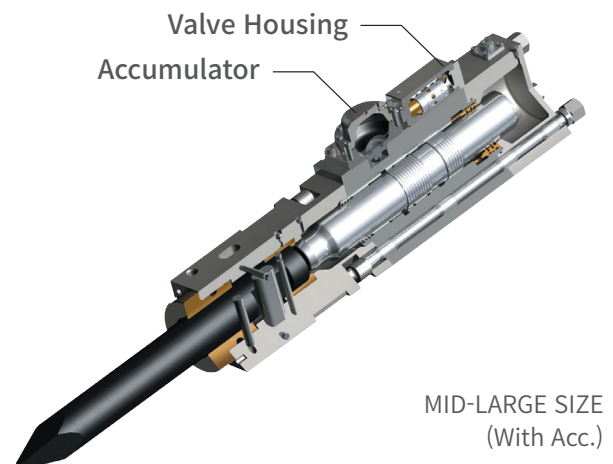
## STRUCTURE & FEATURES

- Back head**  
 Larger gas chamber design brings the high impact power.
- Piston**  
 Excellent durability and long life span by using high quality material and special heat-treatment technology. Higher impact power with extended piston stroke.
- Cylinder**  
 Optimized cylinder groove design and unique balance and ratio improve anti heating of oil temperature and make stable operation possible and reduce the damages like scratches.
- Valve**  
 Low-resistance reduces the hydraulic fluid temperatures which increase the efficiency.
- Valve adjuster**  
 Hammer BPM can be adjusted by the changing the turns of valve adjuster. Variable speed maximize the productivity of hammer. (from GBN170T to GBN400T)
- Accumulator**  
 Assist power stroke and protect the carrier pump from hydraulic pressure shock. (E, F series)
- Through bolt**  
 High level of raw material adopting on through bolts to improve durability and help better supporting whole hammer body structure in stable.
- Tool retainer**  
 Long tool pin protects the front head from blank firing and has a long life. Dual tool retainer pins ensures correct tool alignment and dispersion of tool wear. (GBN100T above)
- Housing**  
 Optimized housing design by 3D modeling and lower side is reinforced by high abrasion-resistant steel. Applying Round box design which has a better durability.
- Wearing Plates and Buffers**  
 Absorbs vibration to prevent impulses between carrier and hammer, also increasing durability of hammer housing and spare parts' life time. (Silenced type breaker)
- GB Tool**  
 All GB tools are manufactured in own facility under strict quality control by using premium quality material.

### INTERNAL VALVE TYPE

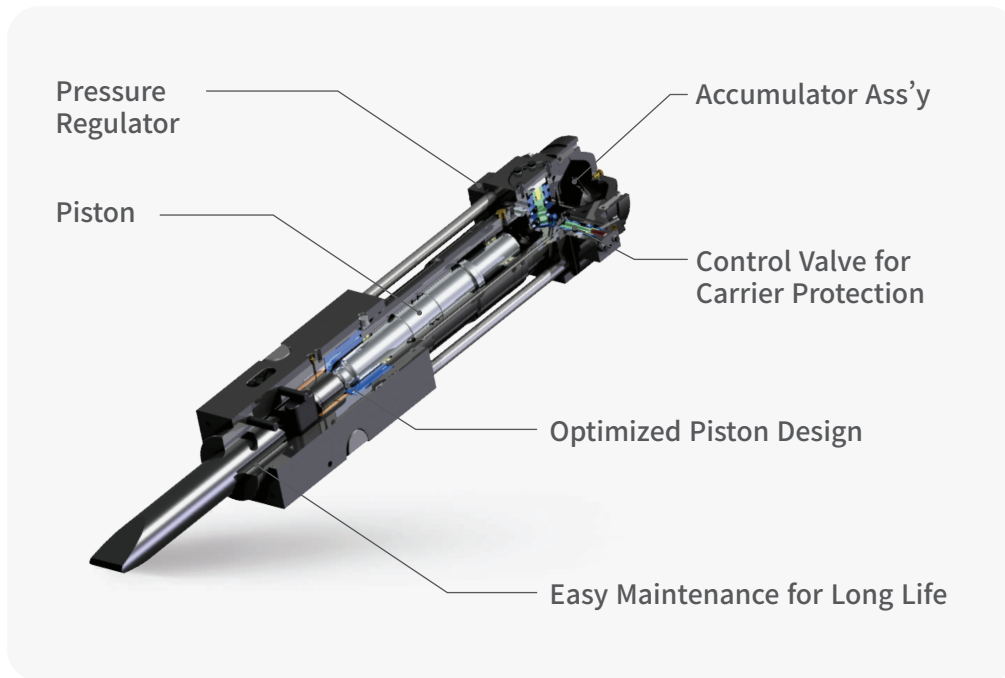


### EXTERNAL VALVE TYPE



## Fully Hydraulic type Breaker

- Top mounted Accumulator helps to accept for large range of oil flow and assist with power stroke and protect against hyd. Impact
- High Technology of Control valve can block any damage from the high impact energy to the carrier.
- Optimized technical design cause easy operation and long life term with low maintenance cost.
- Fully blocked housing design is perfect for all kinds of job site and at the same time, slip fit lower bushing is easy to make field maintenance.
- Piston and Cylinder are designed to convert the kinetic energy into hammering energy after hitting tool and transmit to tool for more rock breaking at site.



### Option

#### 1) Auto grease pump (All model)

Description	Model UNIT	FULL Hydraulic Model							
		GBN150H	GBN180H	GBN210H	GBN260H	GBN300H	GBN380H	GBN480H	GBN680H
Operating weight	Kg	1,123	1,500	1,874	1,920	2,396	3,006	3,920	4,682
	lbs	2,476	3,307	4,131	4,233	5,282	6,627	8,642	10,321
Tool diameter	mm/inch	115/4.53	120/4.72	130/5.12	135/5.12	140/5.31	155/6.10	170/6.69	180/7.09
Operating pressure	bar	140	140	140	140	140	145	155	155
	psi	2,030	2,030	2,030	2,030	2,030	2,103	2,248	2,248
Setting pressure	bar/psi	175 / 2,538	175 / 2,538	175 / 2,538	175 / 2,538	175 / 2,538	185 / 2,683	190 / 2,756	190 / 2,756
Impact rate	b.p.m	350~550	400~500	350~500	350~500	360~520	320~420	300~400	250~350
Accumulator pressure	bar/psi	40 / 580							
Back pressure	bar/psi	5 / 73							
Required oil flow	lpm	70~110	110~150	120~160	120~160	160~230	170~240	190~250	220~350
Noise level	LPA	94	95	95	95	96	97	98	99
	LWA	122	122	123	123	124	125	126	127
Suitable excavator	ton	13.0~20.0	18.0~25.0	21.0~30.0	21.0~31.0	26.0~38.0	33.0~48.0	43.0~63.0	52.0~75.0
	lbs	28,659 ~ 44,090	39,681 ~ 55,113	46,300 ~ 66,100	46,300 ~ 67,370	58,102 ~ 84,512	72,894 ~ 106,028	95,058 ~ 138,266	113,536 ~ 165,144




## Auto greasing system(Option)

- Available from GBN70T model and above.
  - Cartridge type/Rechargeable type are available
- Rechargeable type : can be fitted with all models  
 Cartridge type : For Internal valve type only



## Various type of GB Brackets



## World best GB Tool

GB supplies the right tool for tour every job!

- GB Tool are manufactured only with the highest quality materials, excellent workmanship
- and state-of-the-art heat treatment technology to ensure outstanding performance and durability.
- The tools are made in our own factory, equipped with various cutting-edge technology and machines.



- Fine / medium concrete demolition, non-stratified rock
- Secondary mining of soft / medium blocks



- All type of digging or narrow trenching of soft / medium stratified rock



- Breaking blocks ( up to medium hardness ) or cutting blocks to size



- Universal tool

## GB FACILITIES



### Quality Materials + Quality Control = Quality Guaranteed Products

GB uses only the highest quality materials which are machined by own experienced technicians utilizing state-of-the-art manufacturing technology and production machinery.



GB's stringent quality control procedures ensure superior quality hydraulic hammers.

- Precision machining
- Precision welding of hammer holders, hammer brackets and adapters
- Strict monitoring of temperatures and time intervals for multi-phase heat treatment processes
- Stringent, continuous quality control checks and comprehensive final testing of all GB hydraulic hammers prior to delivery

### <PRODUCTION PROCESS OF GB TOOL>



# Attachment

## 1. Quick Coupler

- The strongest durability on the same class
- Double safety device
- Reduce the working hours with fast removable coupler
- Enough space for the safety pin



Description	Model	unit	Fixed type		Free type				
			GL300F	GL400F	GL30FR	GL50FR	GL80FR	GL130FR	GL200FR
Weight		kg	420~430	450~580	30~40	50~60	80~100	120~130	280~290
Length		mm	1020~1050	1120~1140	306~475	490~540	610~640	780~800	880~910
Height		mm	513~520	540~555	230~268	260~280	330~340	380~390	440~450
Width		mm	520~590	550~660	175~245	270~285	330~340	370~400	470~490
Equipping distance		mm	470~510	530~580	90~200	230~280	260~310	360~390	440~475
Pin diameter		φ	80~90	90~120	25~40	45~50	50~60	50~70	70~80
Suitable carrier		ton	25~33	34~50	1~3	3~5	5~8	9~16	17~23

## 2. Compactor



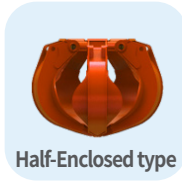
- High-quality oil pressure to all types of models
- All-in-one control valve blocking oil flow
- High efficiency in compacting the narrow ditch/trench works



Description	Model	unit	GC04	GC06	GC08	GC10
Operating Weight		kg	270	500	900	950
Dimension(H x L x W)		mm	700 x 450 x 725	975 x 600 x 900	1,265 x 800 x 1,200	1,350 x 900 x 1,300
Plate Size		mm	450 x 725	600 x 900	800 x 1200	900 x 1,300
Vibration per Minute (Max.)		v/min	2,400	2,000	2,000	2,000
Impact Force		ton	1.8	4	10	17
Operating Pressure		bar	90~130	100~130	120~160	130~170
		psi	1,305~1,885	1,450~1,885	1,740~2,320	1,885~2,465
Required Oil Flow		lpm	40~50	85~105	100~130	135~165
Motor (U.S.A)		type	M124-20	M5100-50	M5100-63	M5100-80
Suitable carrier		ton	2.0~7.0	6.0~15	18~25	24~35



**Tine type**



**Bracket type**



### 3. SCRAP GRAPPLE (ROTATING TYPE)

UNIT			GBSG600	GBSG800	GBSG1000	GBSG1200	GBSG1500	GBSG2000
Weight	ton		1	1.35	1.55	1.65	2.1	2.7
Capacity	m <sup>3</sup>		0.6	0.8	1	1.2	1.5	2
Operating pressure	Cylinder	bar	320	320	320	320	320	320
	Rotating motor	bar	150	150	150	150	150	150
Required oil flow	Cylinder	LPM	130	150	200	200	220	250
	Rotating motor	LPM	30	30	30	30	30	40
Max opening	mm		Ø1,720	Ø1,870	Ø2,000	Ø2,160	Ø2,360	Ø2,540
Overall Height	mm		1700	1,910	1,940	2,000	2,280	2,490
Suitable excavator	ton		12~18	19~26	27~32	33~36	37~42	43~50

※ Standard : 5Tine



### 4. CRUSHER (ROTATING TYPE)

UNIT			GBMP050C	GBMP160C	GBMP200C	GBMP300C	GBMP450C
Weight	ton		0.62	1.1	2.1	2.8	4.2
Operating pressure	Cylinder	bar	300	320	350	350	350
	Rotating motor	bar	80	150	120	150	150
Required oil flow	Cylinder	LPM	90	150	200	250	300
	Rotating motor	LPM	15	30	30	30	30
Max jaw opening	mm		310	780	980	1100	1250
Suitable excavator	ton		4.5~8	12~18	19~26	27~36	37~48

### 5. PULVERIZER (ROTATING TYPE)

UNIT			GBPC05R	GBPC160R	GBPC200R	GBPC300R	GBPC450R
Weight	ton		0.55	1.4	2.1	3.3	4.2
Operating pressure	Cylinder	bar	300	320	350	350	350
	Rotating motor	bar	80	150	150	150	150
Required oil flow	Cylinder	LPM	90	150	200	250	300
	Rotating motor	LPM	15	30	30	30	30
Max jaw opening	mm		508	730	820	1000	1100
Suitable excavator	ton		4.5~8	12~18	19~26	27~36	37~48

※ The above product specifications are subject to change without notice to improve quality and performance.